



# ENERG




Miele

WWF360 WCS

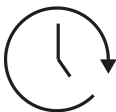
PWash&8kg



**47** kWh / 



**8,0** kg



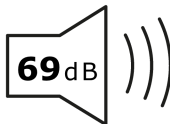
**3:39**



**47** L



**A**BCDEFG



**A**BCD