




ENERG



Miele

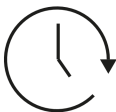
WED135 WPS 8kg



47 kWh / 



8,0 kg



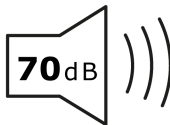
3:39



47 L



A**B**CDEFG



70 dB