

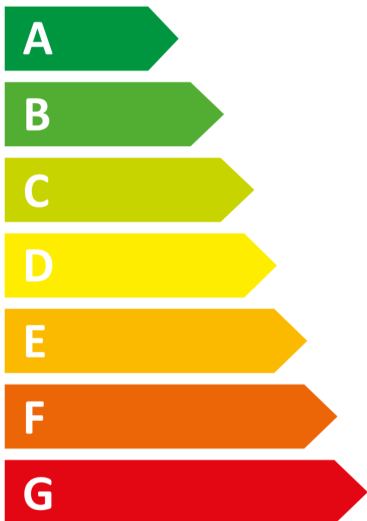


# ENERG



Miele

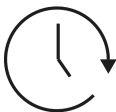
WWD120 WPS 8kg



**47** kWh /



**8,0** kg



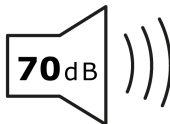
**3:39**



**47** L



A**B**CDEFG



**70** dB  
A**B**CD