




# ENERG



Miele

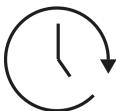
WCD130 WPS 8kg



**47** kWh / 



**8,0** kg



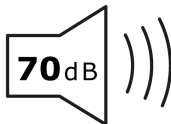
**3:39**



**47** L



A**B**CDEFG



**A**BCD